

## Features

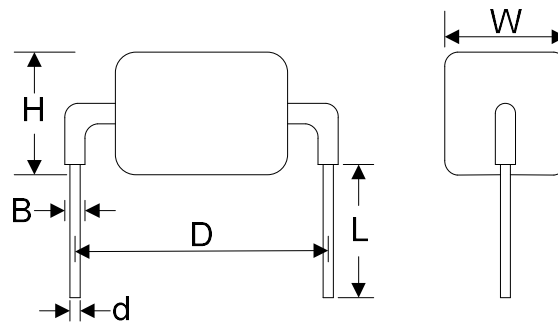
- Axial terminals
- High current & Excellent clamping capability.
- Glass passivated junction chip.
- Bi-directional or Uni-directional.
- Low slope resistance.
- Hazardous Substances Free Compliant.
- RoHS compliant.
- High Temperature wave soldering: 265°C/10 seconds at terminals.
- Epoxy Coating.



## Maximum Ratings and Characteristics (T<sub>A</sub>=25°C)

Rating	Symbol	Value
8/20μs Surge Current	I <sub>PP</sub>	10KA
Operating Junction Temperature Range	T <sub>J</sub>	-55°C to +150°C
Storage Temperature Range	T <sub>STG</sub>	-55°C to +125°C

## Dimensions



Symbol	12CL~200CL		240CL~650CL	
	Millimeters	Inches	Millimeters	Inches
D	24.15±1.0	0.951±0.039	24.15±1.0	0.951±0.039
B	1.35min	0.053min	1.35min	0.053min
H	14.3max	0.563max	15.3max	0.602max
L	6.0±1.20	0.236±0.047	6.0±1.20	0.236±0.047
d	1.28±0.10	0.050±0.004	1.28±0.10	0.050±0.004
W	14.1max	0.555max	14.1max	0.555max

**Electrical Characteristics (T<sub>A</sub>=25°C)**

Part Number	Reverse Stand-Off Voltage		Breakdown Voltage @I <sub>T</sub>		Test Current	Maximum Clamping Voltage @I <sub>PP</sub>	Current Rating @8/20μs	Reverse Leakage @V <sub>DC</sub>
	V <sub>AC</sub> (V)	V <sub>DC</sub> (V)	V <sub>B Min.</sub> (V)	V <sub>B Max.</sub> (V)	I <sub>T</sub> (mA)	V <sub>C</sub> (V)	I <sub>PP</sub> (A)	I <sub>R</sub> (μA)
HP10KA-12CL	8.5	12	14.0	16.0	1	28	10000	5
HP10KA-15CL	11	15	17.0	19.0	1	30	10000	5
HP10KA-20CL	14	20	22.0	24.5	1	40	10000	5
HP10KA-25CL	17	25	28.0	31.0	1	50	10000	5
HP10KA-30CL	21	30	33.0	36.5	1	60	10000	5
HP10KA-33CL	23	33	35.0	39.0	1	66	10000	5
HP10KA-38CL	27	38	40.5	49.5	1	69	10000	5
HP10KA-42CL	30	42	47.0	52.0	1	77	10000	5
HP10KA-58CL	40	58	64.0	72.0	1	110	10000	5
HP10KA-66CL	45	66	70.0	77.5	1	125	10000	5
HP10KA-76CL	54	76	85.0	94.0	1	140	10000	5
HP10KA-100CL	72	100	110.0	121.5	1	165	10000	5
HP10KA-105CL	75	105	115.0	130.0	1	175	10000	5
HP10KA-133CL	100	133	147.0	162.5	1	220	10000	5
HP10KA-150CL	105	150	165.0	182.5	1	240	10000	5
HP10KA-170CL	130	170	180.0	199.0	1	260	10000	5
HP10KA-190CL	145	190	200.0	221.0	1	290	10000	5
HP10KA-200CL	150	200	222.0	245.5	1	330	10000	5
HP10KA-240CL	180	240	250.0	276.5	1	340	10000	5
HP10KA-275CL	210	275	300.0	331.5	1	435	10000	5
HP10KA-300CL	230	300	330.0	365.0	1	470	10000	5
HP10KA-380CL	275	380	401.0	443.5	1	520	10000	5
HP10KA-395CL	280	395	440.0	490.0	1	540	10000	5
HP10KA-430CL	310	430	440.0	486.5	1	625	10000	5
HP10KA-460CL	330	460	500.0	552.5	1	770	10000	5
HP10KA-500CL	385	500	558.0	617.0	1	868	10000	5
HP10KA-650CL	460	650	680.0	751.5	1	900	10000	5

**Ratings and Characteristic Curves ( $T_A=25^{\circ}\text{C}$ )**

Figure 1. Peak Pulse Power Rating Curve

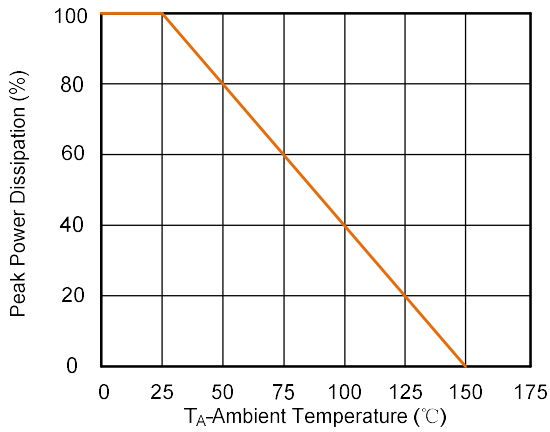


Figure 2. Pulse Derating Curve

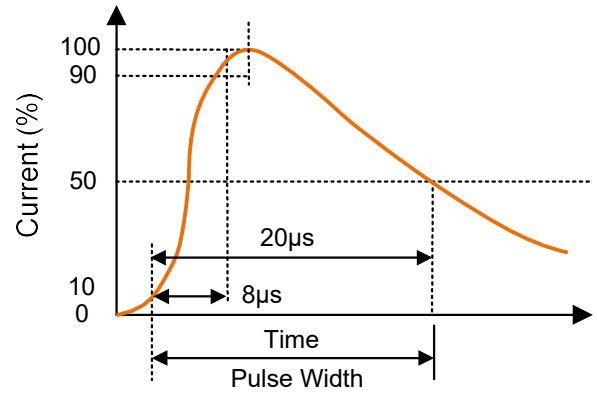
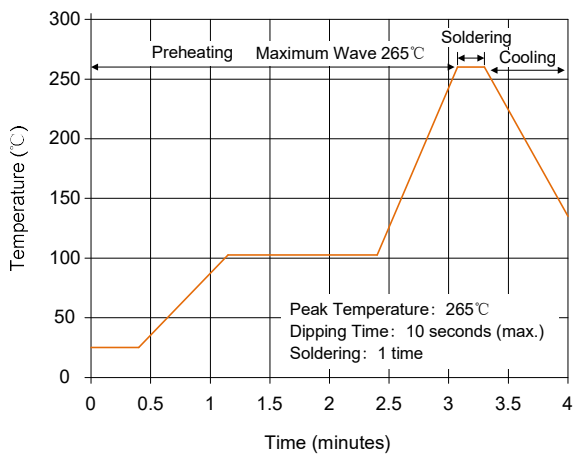


Figure 3. Wave Soldering Temperature Profile



**Part Number Code and Marking Code**

