

Description

The 5KP-Q series is designed specifically to protect sensitive electronic equipment from voltage transients induced by lightning and other transient voltage events.

Features

- Halogen free and RoHS compliant
- Glass passivated junction
- Low incremental surge resistance
- Excellent clamping capability
- 5000W peak pulse power capability at 10/1000 μ s waveform, repetition rate (duty cycle): 0.05%
- Fast response time
- Typical I_R less than 2 μ A above 10V devices
- High Temperature soldering guaranteed: 265 $^{\circ}$ C/10 seconds/.375", (9.5mm) lead length, 5lbs (2.3kg) tension
- Plastic package has underwriters laboratory flammability 94V-0
- Meet MSL level1, per J-STD-020
- IEC-61000-4-2 ESD 30kV(Air), 30kV (Contact)
- Unit Weight: 2.1g
- AEC-Q101 Qualified



Applications

TVS components are ideal for the protection of I/O Interfaces, VCC bus and other vulnerable circuits used in telecom, computer, Industrial and consumer electronic applications.

Maximum Ratings and Characteristics ($T_A=25^{\circ}$ C)

Rating	Symbol	Value
Peak pulse power dissipation at 10/1000 μ s waveform (Note1, Fig.1)	P_{PPM}	5000W
Peak pulse current of at 10/1000 μ s waveform (Note 1, Fig.3)	I_{PPM}	See Table(A)
Steady state power dissipation at $T_L=75^{\circ}$ C (Fig.5)	$P_{M(AV)}$	8.0W
Peak forward surge current, 8.3ms single half sine-wave superimposed on rated load, (JEDEC Method) (Note2, Fig.6)	I_{FSM}	400A
Operating junction and Storage Temperature Ranges	T_J, T_{STG}	-55 $^{\circ}$ C to +150 $^{\circ}$ C
Typical thermal resistance junction to lead	$R_{\theta JL}$	8 $^{\circ}$ C/W
Typical thermal resistance junction to ambient	$R_{\theta JA}$	40 $^{\circ}$ C/W

Notes:1. Non-repetitive current pulse, per Fig.3 and derating above $T_A=25^{\circ}$ C per Fig.2.

2. 8.3ms single half sine-wave or equivalent square wave, duty cycle=4 pulses per minutes maximum.

Electrical Characteristics (T_A=25°C)

Part Number		Reverse Stand-Off Voltage	Breakdown Voltage @I _T		Test Current	Maximum Clamping Voltage @I _{PP}	Peak Pulse Current	Reverse Leakage @V _R
Uni.	Bi.	V _R (V)	V _{B Min.} (V)	V _{B Max.} (V)	I _T (mA)	V _C (V)	I _{PP} (A)	I _R (μA)
5KP5.0A-Q	5KP5.0CA-Q	5.0	6.40	7.00	50	9.2	554.3	3000
5KP6.0A-Q	5KP6.0CA-Q	6.0	6.67	7.37	50	10.3	495.1	2000
5KP6.5A-Q	5KP6.5CA-Q	6.5	7.22	7.98	50	11.2	455.4	1000
5KP7.0A-Q	5KP7.0CA-Q	7.0	7.78	8.60	50	12.0	425.0	800
5KP7.5A-Q	5KP7.5CA-Q	7.5	8.33	9.21	5	12.9	395.3	250
5KP8.0A-Q	5KP8.0CA-Q	8.0	8.89	9.83	5	13.6	375.0	150
5KP8.5A-Q	5KP8.5CA-Q	8.5	9.44	10.40	5	14.4	354.2	50
5KP9.0A-Q	5KP9.0CA-Q	9.0	10.00	11.10	5	15.4	331.2	20
5KP10A-Q	5KP10CA-Q	10.0	11.10	12.30	5	17.0	300.0	10
5KP11A-Q	5KP11CA-Q	11.0	12.20	13.50	5	18.2	280.2	2
5KP12A-Q	5KP12CA-Q	12.0	13.30	14.70	5	19.9	256.3	2
5KP13A-Q	5KP13CA-Q	13.0	14.40	15.90	5	21.5	237.2	2
5KP14A-Q	5KP14CA-Q	14.0	15.60	17.20	5	23.2	219.8	2
5KP15A-Q	5KP15CA-Q	15.0	16.70	18.50	5	24.4	209.0	2
5KP16A-Q	5KP16CA-Q	16.0	17.80	19.70	5	26.0	196.2	2
5KP17A-Q	5KP17CA-Q	17.0	18.90	20.90	5	27.6	184.8	2
5KP18A-Q	5KP18CA-Q	18.0	20.00	22.10	5	29.2	174.7	2
5KP20A-Q	5KP20CA-Q	20.0	22.20	24.50	5	32.4	157.4	2
5KP22A-Q	5KP22CA-Q	22.0	24.40	26.90	5	35.5	143.7	2
5KP24A-Q	5KP24CA-Q	24.0	26.70	29.50	5	38.9	131.1	2
5KP26A-Q	5KP26CA-Q	26.0	28.90	28.90	5	42.1	121.1	2
5KP28A-Q	5KP28CA-Q	28.0	31.10	34.40	5	45.4	112.3	2
5KP30A-Q	5KP30CA-Q	30.0	33.30	36.80	5	48.4	105.4	2
5KP33A-Q	5KP33CA-Q	33.0	36.70	40.60	5	53.3	95.7	2
5KP36A-Q	5KP36CA-Q	36.0	40.00	44.20	5	58.1	87.8	2
5KP40A-Q	5KP40CA-Q	40.0	44.40	49.10	5	64.5	79.1	2

Electrical Characteristics (T_A=25°C)

Part Number		Reverse Stand-Off Voltage	Breakdown Voltage @I _T		Test Current	Maximum Clamping Voltage @I _{PP}	Peak Pulse Current	Reverse Leakage @V _R
Uni.	Bi.	V _R (V)	V _{B Min.} (V)	V _{B Max.} (V)	I _T (mA)	V _C (V)	I _{PP} (A)	I _R (μA)
5KP43A-Q	5KP43CA-Q	43.0	47.80	52.80	5	69.4	73.5	2
5KP45A-Q	5KP45CA-Q	45.0	50.00	55.30	5	72.7	70.2	2
5KP48A-Q	5KP48CA-Q	48.0	53.30	58.90	5	77.4	65.9	2
5KP51A-Q	5KP51CA-Q	51.0	56.70	62.70	5	82.4	61.9	2
5KP54A-Q	5KP54CA-Q	54.0	60.00	66.30	5	87.1	58.6	2
5KP58A-Q	5KP58CA-Q	58.0	64.40	71.20	5	93.6	54.5	2
5KP60A-Q	5KP60CA-Q	60.0	66.70	73.70	5	96.8	52.7	2
5KP64A-Q	5KP64CA-Q	64.0	71.10	78.60	5	103.0	49.5	2
5KP70A-Q	5KP70CA-Q	70.0	77.80	86.00	5	113.0	45.1	2
5KP75A-Q	5KP75CA-Q	75.0	83.30	92.10	5	121.0	42.1	2
5KP78A-Q	5KP78CA-Q	78.0	86.70	95.80	5	126.0	40.5	2
5KP85A-Q	5KP85CA-Q	85.0	94.40	104.0	5	137.0	37.2	2
5KP90A-Q	5KP90CA-Q	90.0	100.0	111.0	5	146.0	34.9	2
5KP100A-Q	5KP100CA-Q	100.0	110.0	123.0	5	162.0	31.5	2
5KP110A-Q	5KP110CA-Q	110.0	122.0	135.0	5	177.0	28.8	2
5KP120A-Q	5KP120CA-Q	120.0	133.0	147.0	5	193.0	26.4	2
5KP130A-Q	5KP130CA-Q	130.0	144.0	159.0	5	209.0	24.4	2
5KP150A-Q	5KP150CA-Q	150.0	167.0	185.0	5	243.0	21.0	2
5KP160A-Q	5KP160CA-Q	160.0	178.0	197.0	5	259.0	19.7	2
5KP170A-Q	5KP170CA-Q	170.0	189.0	209.0	5	275.0	18.5	2
5KP180A-Q	5KP180CA-Q	180.0	201.0	222.0	5	292.0	17.5	2
5KP190A-Q	5KP190CA-Q	190.0	211.0	233.0	5	310.0	16.5	2
5KP200A-Q	5KP200CA-Q	200.0	224.0	247.0	5	329.2	15.5	2
5KP210A-Q	5KP210CA-Q	210.0	237.0	263.0	5	349.5	14.6	2
5KP220A-Q	5KP220CA-Q	220.0	246.0	272.0	5	371.1	13.7	2
5KP250A-Q	5KP250CA-Q	250.0	277.0	306.0	5	425.0	12.0	2

Ratings and Characteristic Curves ($T_A=25^\circ\text{C}$)

Figure 1. Peak Pulse Power Rating Curve

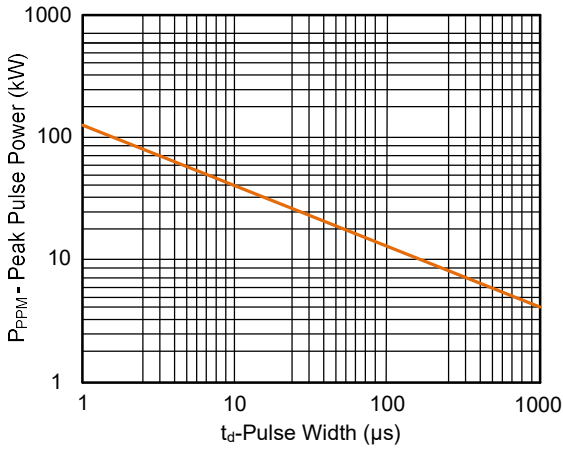


Figure 2. Pulse Derating Curve

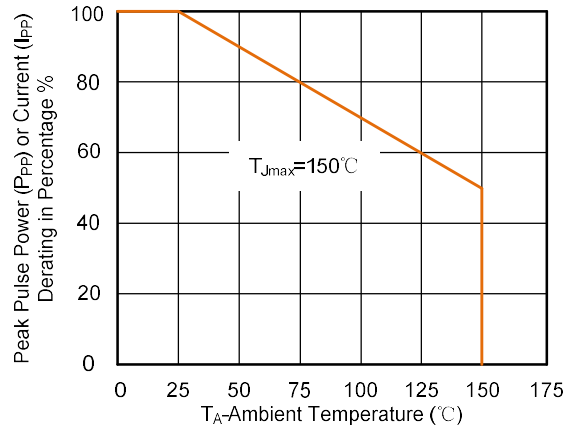


Figure 3. Pulse Waveform

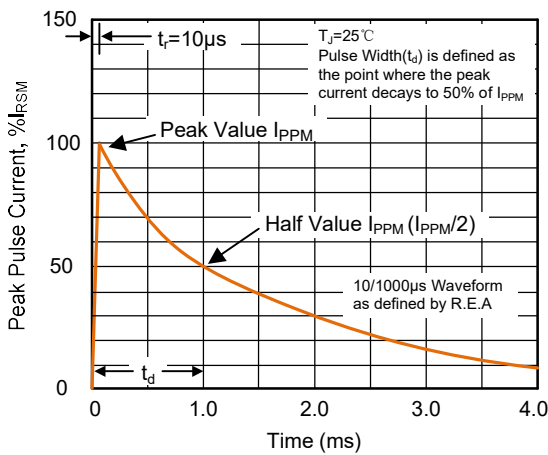


Figure 4. Typical Junction Capacitance

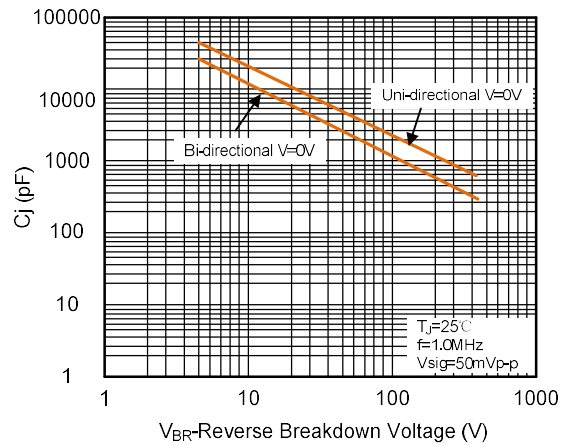


Figure 5. Steady State Power Dissipation Derating Curve

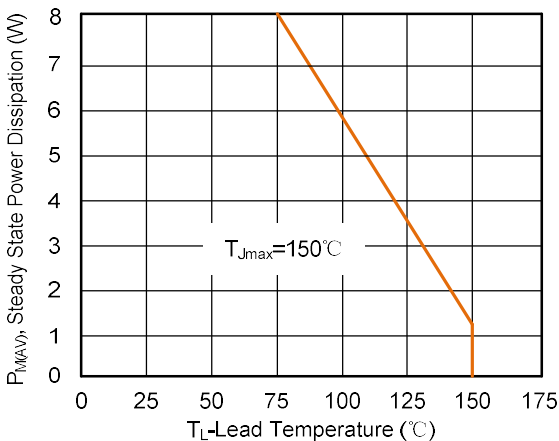
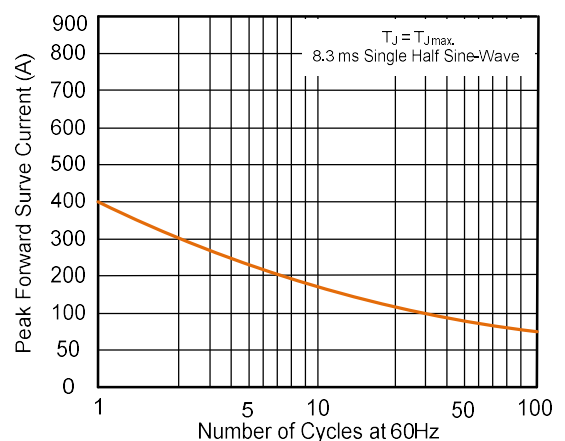
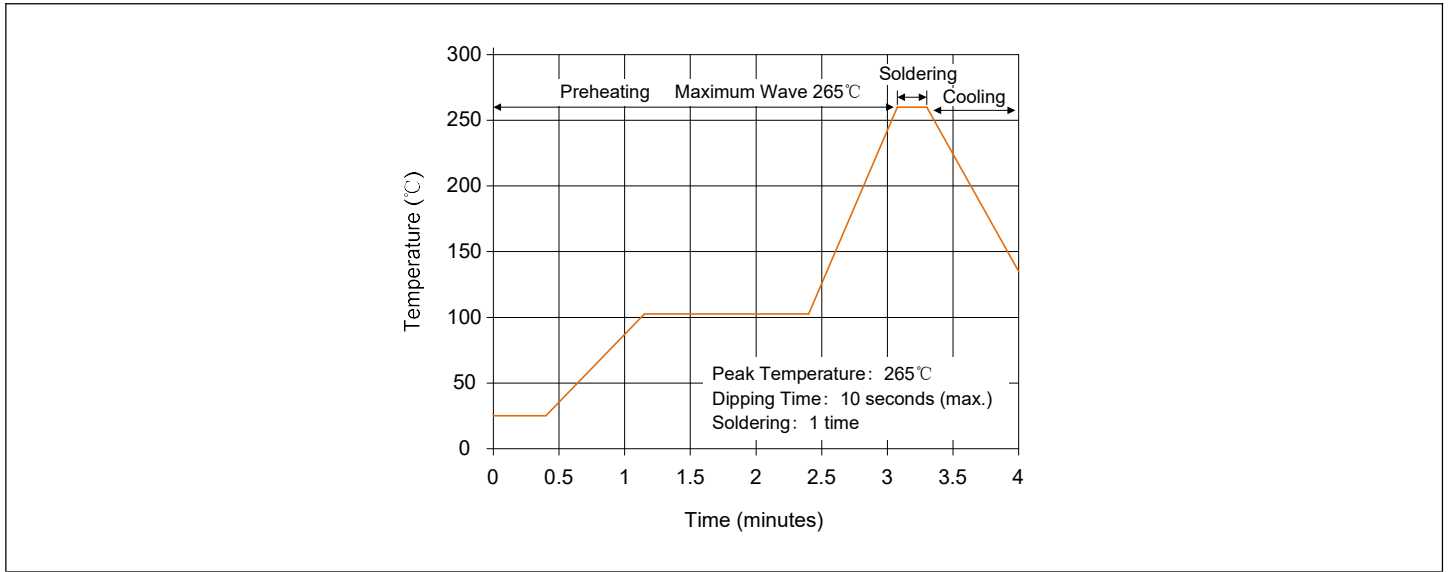


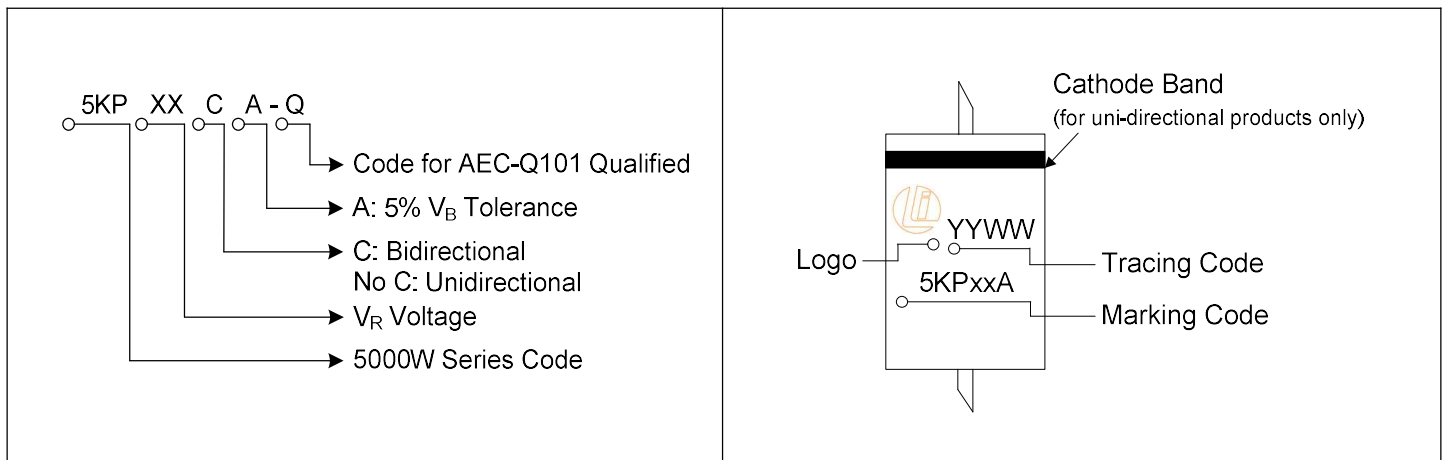
Figure 6. Maximum Non-Repetitive Forward Surge Current Uni-Directional Only



Wave Soldering



Part Number Code and Marking Code



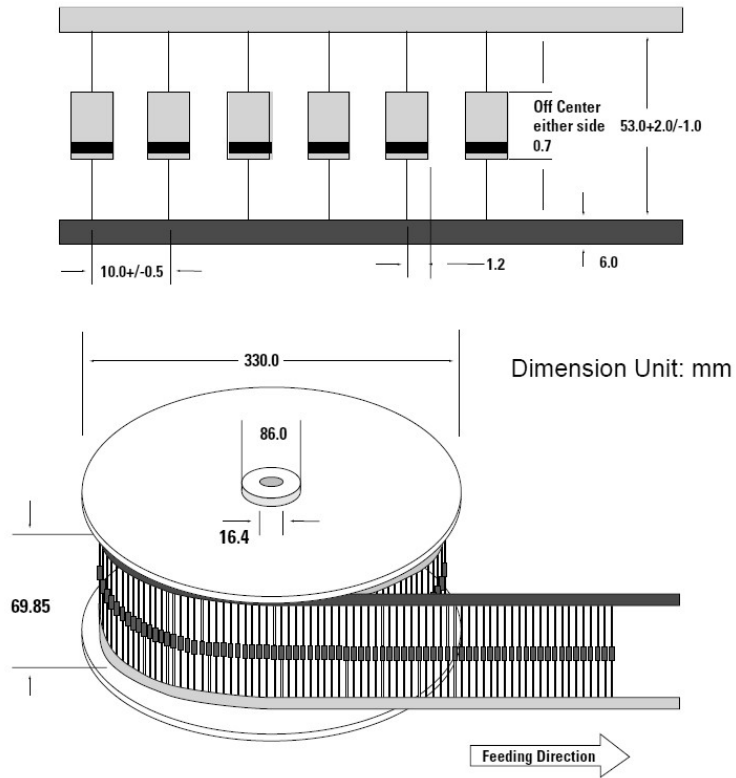
Dimensions (P600)

The diagram shows the dimensions of the TVS diode. A is the length of the leads, B is the width of the body, C is the height of the body, and d is the thickness of the leads. The Cathode Band is located on the top surface of the body.

Symbol	Millimeters		Inches	
	Min.	Max.	Min.	Max.
A	25.40	-	1.000	-
B	8.60	9.10	0.340	0.360
C	8.60	9.10	0.340	0.360
d	1.19	1.35	0.047	0.053

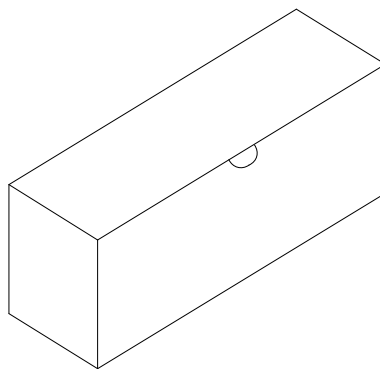
Packaging Specification

Tape



Quantity: 800pcs/reel

Box



Quantity: 300pcs/box